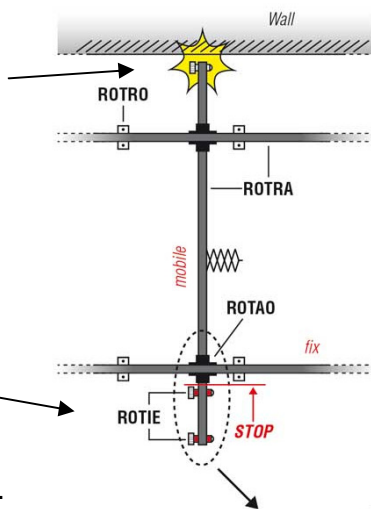


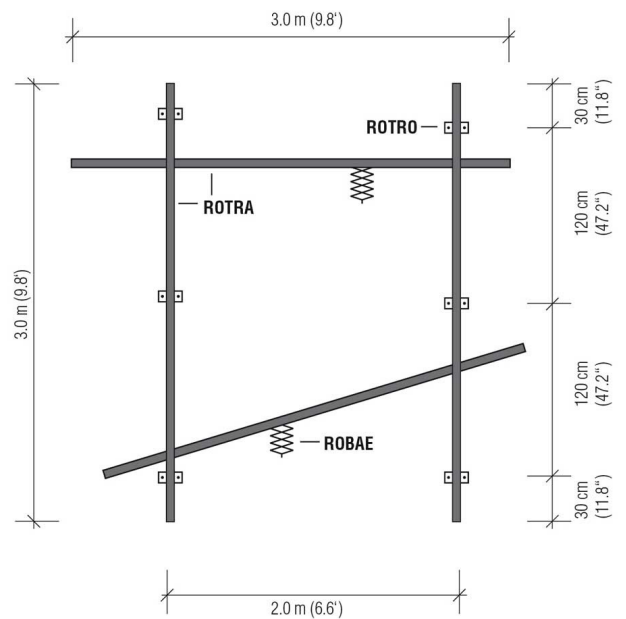
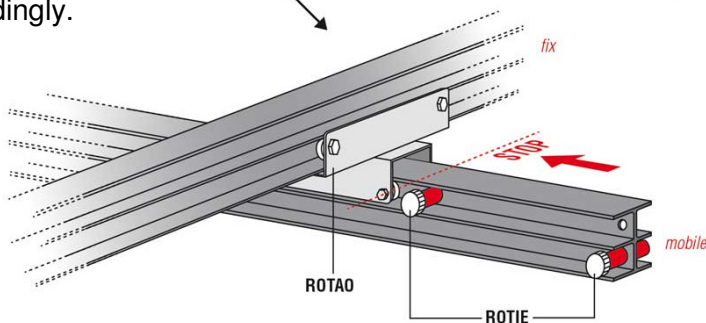
How to assemble the kit

How to mount the rails
 (ask a professional craftsman to do this task)

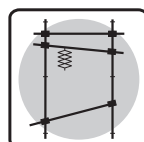
To prevent damaging the wall ...




... shift the upper stopper ROTIE accordingly.




Subject to technical changes (MNL-ROTOA)



Made in Switzerland
 Made by **FOBA**[®]




How to secure a lamp to a pantograph with the safety wire ROSIA



How to fix the cable to the pantograph with the cable binders



How to secure the pantograph to the trolley with the safety wire ROSIA



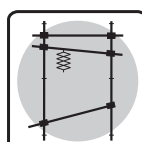
How to fix the cable to the ROTIA trolleys (with cable binders or with RUGOA, RUGOE or RUGOU clips)



How to fix the cable to the rail end; use the cable holder of the ROTIE stopper.



How to fix the friction clamp ROBRE to the trolleys (ROTAO or ROTEU). Fix it only if it is required, it means, only if the trolley moves unexpectedly.



Subject to technical changes (MNL-ROTOA)

Made in Switzerland
 Made by **FOBA**[®]